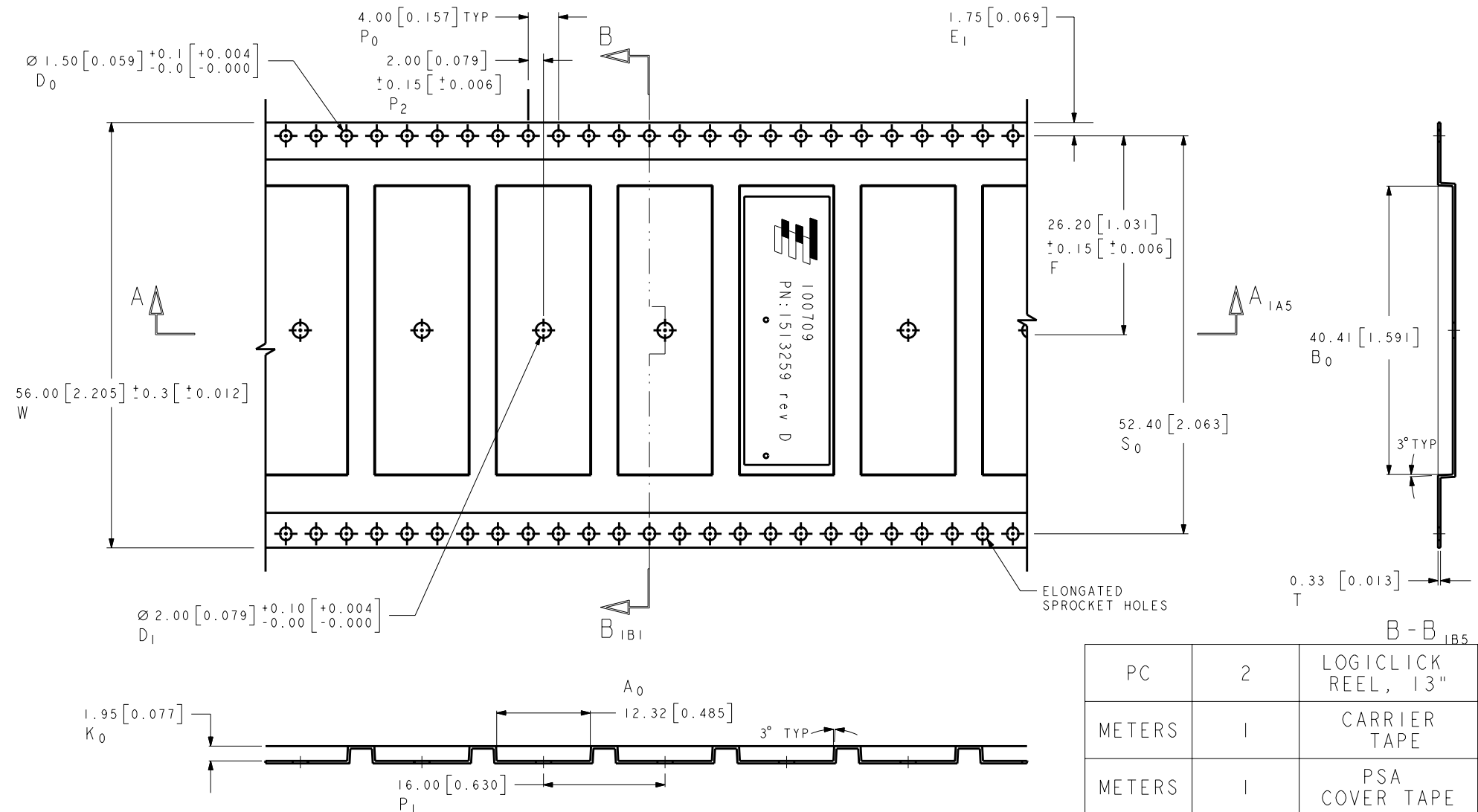


THIS DRAWING IS UNPUBLISHED. RELEASED FOR PUBLICATION 20
 © COPYRIGHT 20 BY TYCO ELECTRONICS CORPORATION. ALL RIGHTS RESERVED.

LOC	DIST	REVISIONS			
P	LTR	DESCRIPTION	DATE	DWN	APVD
HQ	00				
	C2	Packaging view added	13MAR2007	DJL	MAH
	C3	Pocket size (table I) revised	21JUN2007	DJL	MAH
	C4	BOM table revised	12JUL2007	DJL	MAH
	D	TE Logo revised	02OCT2008	DJL	MAH



- NOTES: UNLESS OTHERWISE SPECIFIED.
1. ALL DIMENSIONS ARE IN MILLIMETERS [INCHES].
 2. 10 SPROCKET HOLE PITCH CUMULATIVE TOLERANCE ± 0.2MM.
 3. MATERIAL 0.33 CARBON POLYSTYRENE.
 4. POCKET POSITION RELATIVE TO SPROCKET HOLE MEASURED AS TRUE POSITION OF POCKET.
 5. 100 METERS / 22" REEL
 6. TAPE AND REEL COMPONENTS AS SHOWN, OR ENGINEERING APPROVED EQUIVALENT.
 7. PARTS ARE RoHS COMPLIANT PER TYCO STANDARD 230-702.

UNIT	QTY.	MATERIAL	PART NUMBER
PC	2	LOGICCLICK REEL, 13"	1513689-1
METERS	1	CARRIER TAPE	1513687-1
METERS	1	PSA COVER TAPE	1513688-1
PC	1	PCB ANTENNA	1513259-1
PC	1	1513259-1	1513259-9
METERS	1	1513688-1	
METERS	1	1513687-1	
PC	2	1513689-1	

1513259-9 AS SHOWN

TABLE I	
POCKET SIZE	
A ₀	12.32mm [0.485]
B ₀	40.41mm [1.591]
K ₀	1.95mm [0.077]

THIS DRAWING IS A CONTROLLED DOCUMENT FOR TYCO ELECTRONICS CORPORATION IT IS SUBJECT TO CHANGE AND THE CONTROLLING ENGINEERING ORGANIZATION SHOULD BE CONTACTED FOR THE LATEST REVISION.		DWN DJL 13MAR2007	Tyco Electronics Rochester, New York 14623	
DIMENSIONS: mm [INCHES]		CHK -	NAME World GSM Antenna Packaging Drawing	
TOLERANCES UNLESS OTHERWISE SPECIFIED:		APVD -	SIZE A3 CAGE CODE 00779 C=1513259	
0 PLC ±2.54		PRODUCT SPEC -	RESTRICTED TO -	
1 PLC ±1.27		APPLICATION SPEC -	SCALE 2:1 SHEET 1 OF 2 REV D	
2 PLC ±0.25		WEIGHT -	CUSTOMER DRAWING	
3 PLC ±0.127				
4 PLC ±-				
ANGLES ±0.5°				
MATERIAL -				
FINISH -				

4

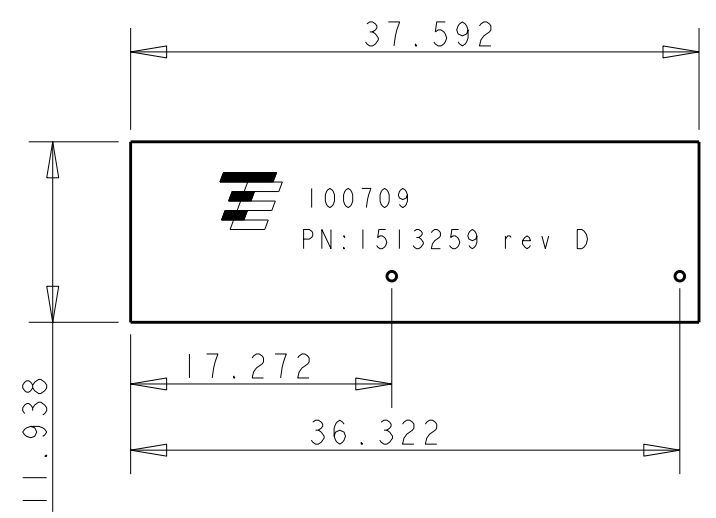
3

2

1

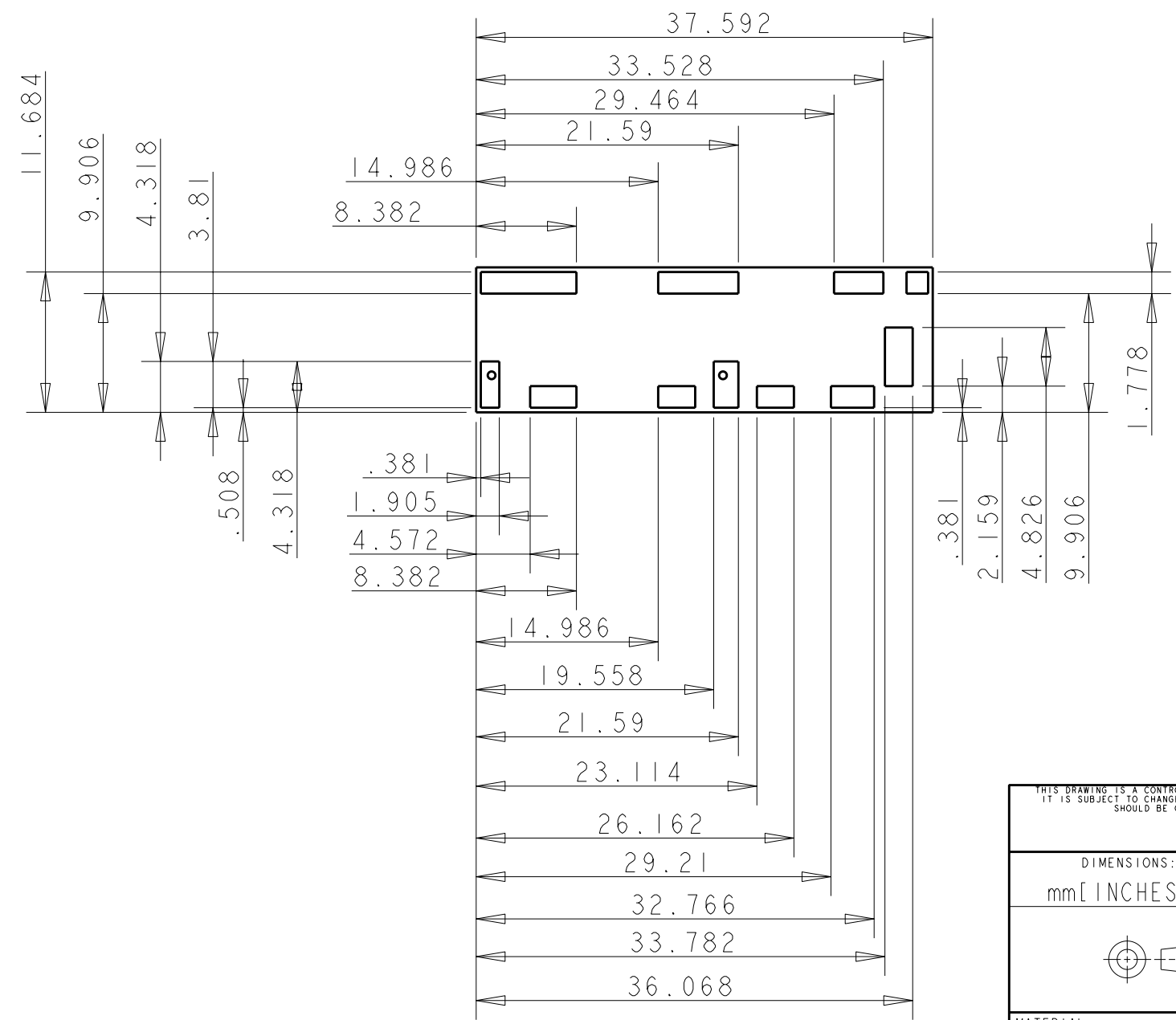
THIS DRAWING IS UNPUBLISHED. RELEASED FOR PUBLICATION 20
 © COPYRIGHT 20 BY TYCO ELECTRONICS CORPORATION. ALL RIGHTS RESERVED.

LOC	DIST	REVISIONS				
P	LTR	DESCRIPTION	DATE	DWN	APVD	
HQ	00	-	SEE SHEET 1	-	-	



1513259-1 AS SHOWN

- NOTES: UNLESS OTHERWISE SPECIFIED.
- FABRICATE TO MEET IPC - 6012, CLASS 2. INSPECT TO MEET IPC - A - 600, CLASS 2.
 - PRIMARY SIDE (LAYER 1) SHOWN.
 - PLATING TO BE 1/2 OZ. COPPER.
 - FINISH :
 A : SOLDER MASK OVER BARE COPPER. (SMOBC).
 B : MASK BOTH SIDES OF PCB WITH LPI SOLDERMASK, SOLDERMASK COLOR : NATURAL GREEN.
 C : IMMERSION TIN OR GOLD FINISH. AS SPECIFIED BY ENGINEERING OR P.O.
 - PARTS ARE RoHS COMPLIANT PER TYCO STANDARD 230-702.



SOLDER PAD DIMENSIONS

THIS INFORMATION IS CONFIDENTIAL AND PROPRIETARY

THIS DRAWING IS A CONTROLLED DOCUMENT FOR TYCO ELECTRONICS CORPORATION IT IS SUBJECT TO CHANGE AND THE CONTROLLING ENGINEERING ORGANIZATION SHOULD BE CONTACTED FOR THE LATEST REVISION.		DWN D.J.L.	13MAR2007	Tyco Electronics Rochester, New York 14623	
DIMENSIONS: mm [INCHES]		CHK -	-	NAME World GSM Antenna Fabrication Drawing	
TOLERANCES UNLESS OTHERWISE SPECIFIED: 0 PLC ±2.54 1 PLC ±1.27 2 PLC ±0.25 3 PLC ±0.127 4 PLC ±- ANGLES ±0.5°		APVD -	-	RESTRICTED TO -	
MATERIAL -		PRODUCT SPEC -	APPLICATION SPEC -	SIZE A3	CAGE CODE 00779
FINISH -		WEIGHT -	DRAWING NO C-1513259	SCALE 2:1	
CUSTOMER DRAWING			SHEET 2	OF 2	REV D